

NH Department of Health and Human Services
129 Pleasant Street – Hugh Gallen State Office Park
Concord, NH 03301

PRESS RELEASE
FOR IMMEDIATE RELEASE
April 30, 2020

FOR MORE INFORMATION
State Joint Information Center
603-223-6169 or jic@dos.nh.gov

NH DHHS COVID-19 Update – April 30, 2020

Concord, NH – The New Hampshire Department of Health and Human Services (DHHS) has issued the following update on the new coronavirus, COVID-19.

On Thursday, April 30, 2020, DHHS announced 96 new positive test results for COVID-19. There have now been 2,146 cases of COVID-19 diagnosed in New Hampshire. Several cases are still under investigation. Additional information from ongoing investigations will be incorporated into future COVID-19 updates. Of those with complete information, there is one individual under the age of 18 and the rest are adults, with 67% being female and 33% being male. The new cases reside in Merrimack (32), Rockingham (23), Hillsborough County other than Manchester and Nashua (18), Grafton (2), Strafford (2), Belknap (1), and Sullivan (1) counties, and in the cities of Manchester (9) and Nashua (7). The county of residence is being determined for one new case.

Three new hospitalized cases were identified for a total of 262 (12%) of 2,146 cases. Three of the new cases have no identified risk factors. Community-based transmission continues to occur throughout the State and has been identified in all counties. The remaining cases have either had travel to domestic or international locations or have had close contact with a person with a confirmed COVID-19 diagnosis.

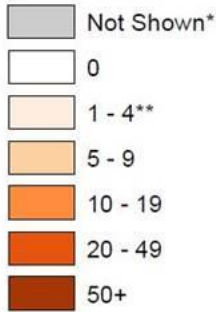
DHHS has also announced 6 additional deaths related to COVID-19. We offer our sympathies to the family and friends.

- Two female residents of Hillsborough County, who were 60 years of age or older
- Two male residents of Rockingham County, who were both 60 years of age or older
- One female resident of Rockingham County, who was 60 years of age or older
- One female resident of Strafford County, who was 60 years of age or older

Current Situation in New Hampshire

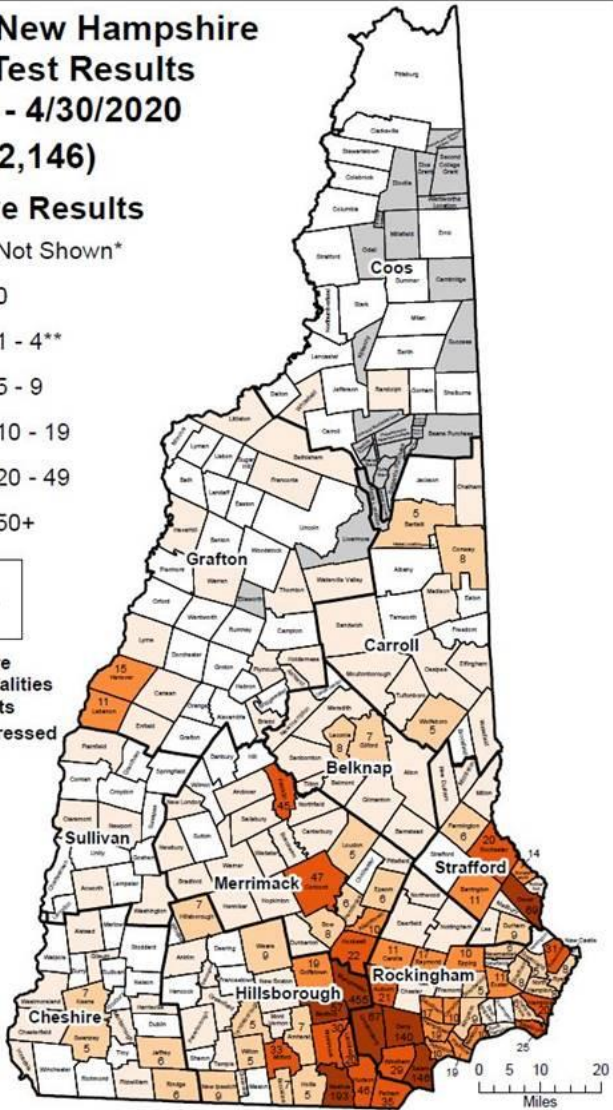
COVID-19 in New Hampshire
Positive Test Results
3/1/2020 - 4/30/2020
(n=2,146)

Positive Results



Cases under investigation, **3** town unknown

*Positive case counts are suppressed in municipalities with under 100 residents
 **Exact counts are suppressed for municipalities with 1 - 4 cases



County	Cases
Belknap	34
Carroll	31
Cheshire	40
Coos	2
Grafton	50
Hillsborough - Other	316
Hillsborough - Manchester	455
Hillsborough - Nashua	193
Merrimack	177
Rockingham	692
Strafford	141
Sullivan	12

<i>County TBD</i>	3
Grand Total	2146

**New Hampshire 2019 Novel Coronavirus (COVID-19)
Summary Report
(data updated April 30, 2020, 9:00 AM)**

NH Persons with COVID-19 ¹	2,146
Recovered	980 (46%)
Deaths Attributed to COVID-19	72 (3%)
Total Current COVID-19 Cases	1,094
Persons Who Have Been Hospitalized for COVID-19	262 (12%)
Current Hospitalizations ²	112
Persons Tested Negative at Selected Laboratories ³	19,903
Persons with Specimens Submitted to NH PHL	9,468
Persons with Test Pending at NH PHL ⁴	302
Persons Being Monitored in NH (approximate point in time)	2,700

¹Includes specimens presumptive-positive at any laboratory and those confirmed by CDC confirmatory testing.

²Number of patients currently hospitalized with COVID-19 as reported by hospitals.

³Includes specimens tested at the NH Public Health Laboratories (PHL), LabCorp, Quest, Dartmouth-Hitchcock Medical Center, and those sent to CDC prior to NH PHL testing capacity.

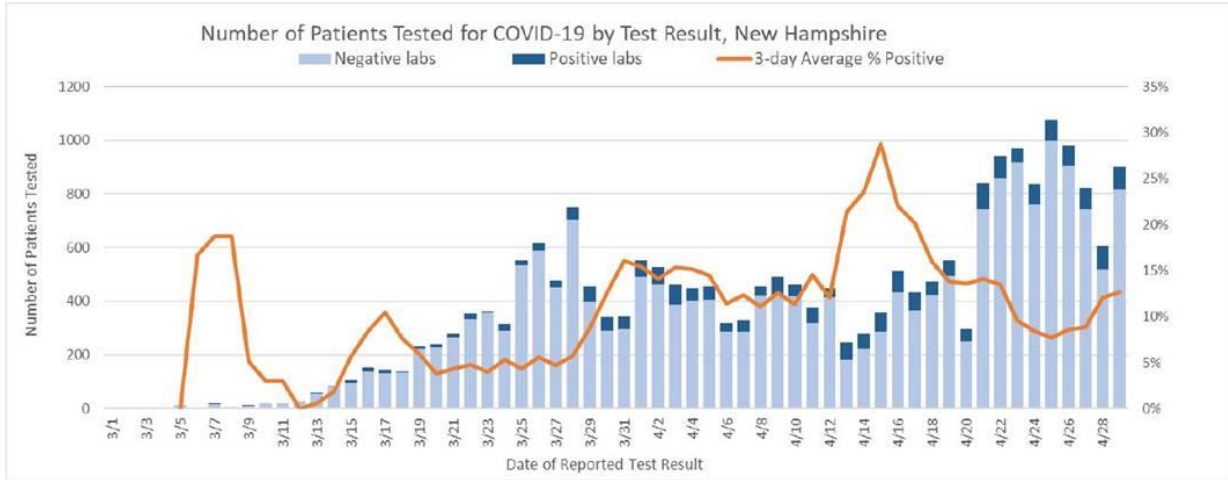
⁴Includes specimens received and awaiting testing at NH PHL. Does not include tests pending at commercial laboratories.

Number of Specimens Tested by Date of Report to NH DHHS

Testing Laboratory	4/23	4/24	4/25	4/26	4/27	4/28	4/29	Daily Average
NH Public Health Laboratories	341	229	381	388	449	279	304	339
LabCorp	307	341	415	297	114	29	285	255
Quest Diagnostics	174	74	147	187	113	97	182	139
Dartmouth-Hitchcock Medical Center	100	93	95	36	17	48	90	68
Other NH Hospital Laboratory	40	39	5	36	78	135	n/a**	56
Other Laboratory*	23	50	31	38	51	19	40	36
Total	985	826	1074	946	882	607	901	885

* Includes out-of-state public health laboratories, out-of-state hospital laboratories, and other commercial laboratories not already listed in the table.

** Not available at the time of this report.



[NH DHHS Daily Update on COVID-19 Archive](#)

For more information, please visit the DHHS COVID-19 webpage at <https://www.nh.gov/covid19>.

###